



# BioArk Seed collection kit

## 1. Introduction

The purpose of this document is to explain how to collect and pack seed samples using the BioArk™ Seed collection kit from LGC, Biosearch Technologies™. This step-by-step guide will ensure that seed sample collection is carried out in the most optimal way to ensure that samples arrive at Biosearch Technologies sites in the best possible condition.

## 2. Kit contents and customer requirements

- 1 x 96-well 96-well plate storage rack
- 1 x elastic band
- Seed of appropriate dimensions to fit into BioArk seed plate.

## 3. Recommendations before you start

- Familiarise yourself with the components of the kit.
- Read through the step-by-step guide to ensure that you understand all of the steps.
- Ensure the seed are dry and free of any surface moisture.
- For larger seed make sure the sample fits easily into individual wells. Do not force seeds into wells.
- The BioArk Seed collection kit is only appropriate for non-germinated seed samples.
- The BioArk seed kit is only recommended for approved seed samples from species list.
- Label the 96-well tube storage rack(s) with a unique ID.
- Ensure that you have discussed your project with Biosearch Technologies, and that you have subsequently been advised regarding the appropriate number of seed samples.
- If information for seed treatment is available for samples, please inform the Biosearch Technologies team.

## 4. Overview of the procedure

- Add the seed to the tube storage rack (supplied).
- Firmly apply cap mat to completed plate.
- Place the prepared tube storage rack inside a plastic bag (supplied) and seal the bag.
- Package suitably for shipping, ensuring that an appropriate description for customs is included.

## Shipping addresses of Biosearch Technologies sites

Refer to your order information to determine the appropriate site to ship your samples. Ship samples at ambient temperature.

### Germany

LGC, Biosearch Technologies, Ostendstraße 25, Haus 8, 12459 Berlin, Germany  
Tel: +49 (0)30 5304 2200  
Email: info.de@lgcgroup.com


### UK

LGC, Biosearch Technologies, Unit 27 Trident Industrial Estate, Pindar Road, Hoddesdon, Herts EN11 0DE, UK  
Tel: +44 (0)1992 470 757  
Email: orders.uk@lgcgroup.com


### USA

LGC, Biosearch Technologies (Lucigen), 2905 Parmenter Street, Middleton, WI 53562, USA  
Tel: +1 608 831 9011  
Email: mid.custserv@lgcgroup.com

## 5. Step-by-step guide to collecting seed samples



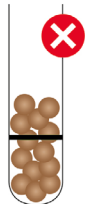
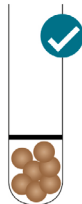
1. Remove BioArk Seed collection kit from box.



2. Place seed into individual wells of the BioArk Seed collection kit.



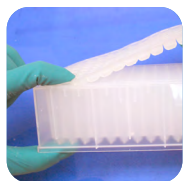
3. Check to ensure that the correct number of seeds are in each well and note the position of each sample in the plate map.



Please do not fill the tube above the black line as indicated in the picture.




4. Ensure samples in BioArk Seed collection kit correspond to completed plate map.



5. Seal the completed plate with provided capmat.

6. Ensure capmat firmly seals individual wells of BioArk seed collection kit.



7. Secure completed plate with elastic band provided.



8. Place completed plate back into original box supplied with BioArk Seed collection kit.

9. Prepare a description of the package contents for customs.

10. Send the completed package to the appropriate Biosearch Technologies site, as advised by your project manager.

11. Complete a [plate map file](#) available from our website and send this to your project manager at Biosearch Technologies. Your project can then be set up in our database in advance of receiving your fish fin sample plates.

## Integrated tools. Accelerated science.




 @LGCBiosearch | [biosearchtech.com](https://biosearchtech.com)

*All trademarks and registered trademarks mentioned herein are the property of their respective owners. All other trademarks and registered trademarks are the property of LGC and its subsidiaries. Specifications, terms and pricing are subject to change. Not all products are available in all countries. Please consult your local sales representative for details. No part of this publication may be reproduced or transmitted in any form or by any means, electronic or mechanical, including photocopying, recording or any retrieval system, without the written permission of the copyright holder. © LGC Limited, 2020. All rights reserved. GEN713/EK/0820*